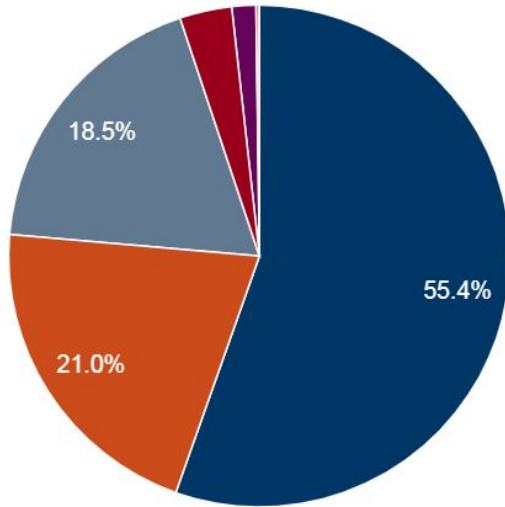


# VIRGINIA



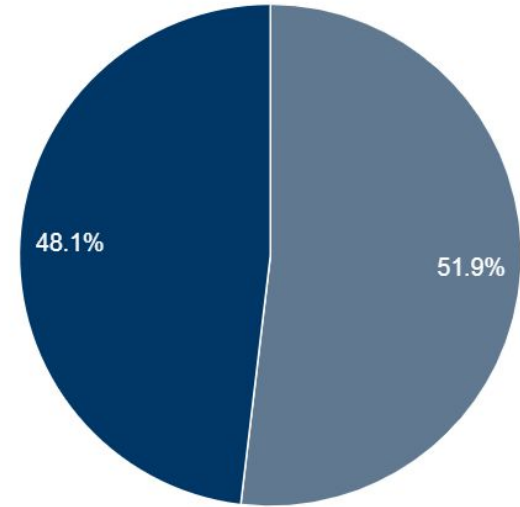
Est. population  
230,436 (2019)

# 25,000 students in 45 schools



■ Black ■ Hispanic ■ White ■ Asian ■ Multiple Races ■ American Indian ■ Native Hawaiian


55% of students are Black,  
21% white, & 19% Hispanic/Latino.



■ Economically Disadvantaged ■ All Other Students

52% of students are  
economically disadvantaged

# 1,189 students experiencing homelessness across Richmond Public Schools



78%

doubled-up



18%

motel



7%

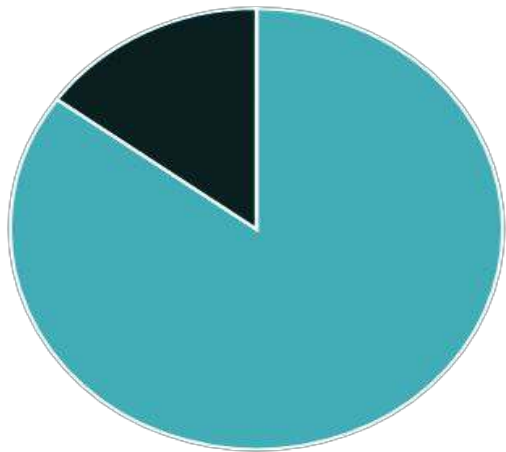
in shelter



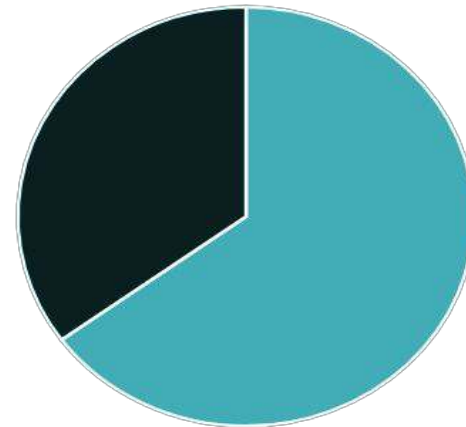
1%

car/street

RPS students experiencing homelessness are twice as likely to be chronically absent than their peers.



15% of all RPS students were chronically absent.




35% of homeless RPS students were chronically absent.

RPS

---

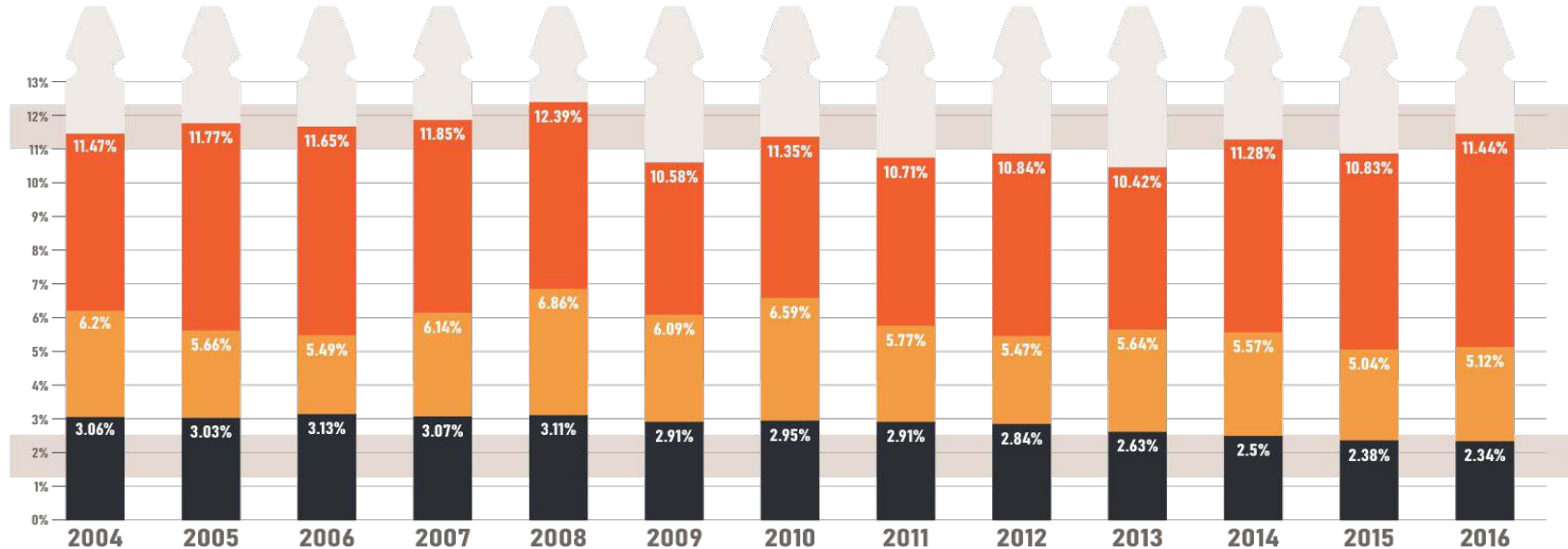
C  FIT  
FAMILIES IN TRANSITION

---

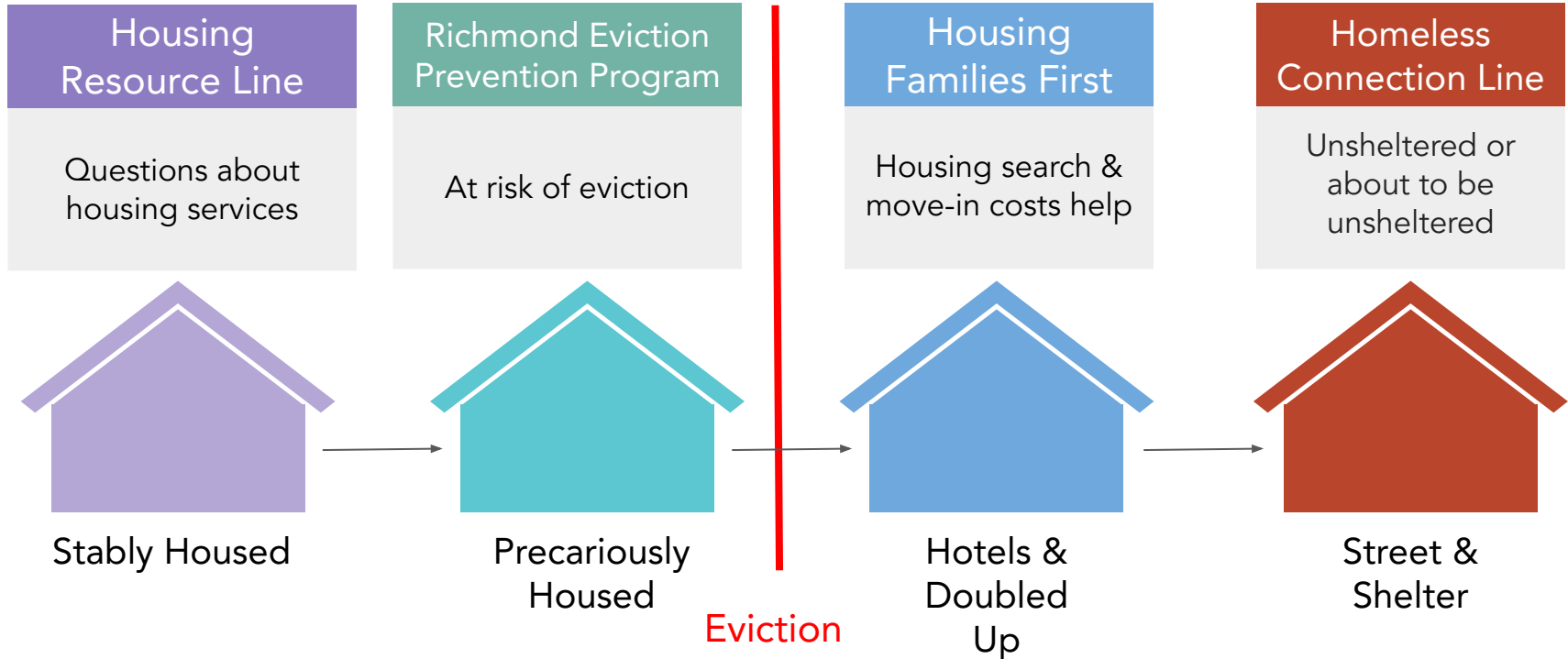


# Average rates of evictions from 2004 - 2016

■ United States ■ Virginia ■ Richmond



# Housing Continuum Interventions





Precariously  
Housed

# Eviction Prevention

## Data-Informed Outreach

High eviction neighborhoods

(Potential partner: College; prevention org.)

Families going through eviction court


(Potential partner: Legal aid; Sheriff's office)

## Clear Referral Process

Expedited referral process for  
families 3 days out from court

(Potential partner: eviction prevention org)





Hotels &  
Doubled Up

# Housing Assistance

## Data-Informed Outreach

Prioritize families for assistance based on educational needs.

1. Attendance
2. History of homelessness
3. Number of children

(Potential partner: Housing org; local foundation)

## Clear Referral Process

Tiered-model of support

Cross agency case conferencing